

School Bus Safety with Sammy Squirrel

CHILDREN'S EDUCATIONAL COLORING & ACTIVITY BOOK



Parents & Guardians
PARTICIPATE & DISCUSS
THE ACTIVITIES WITH US!



J & D Auto Service, Inc.
13051 Capital Dr.
Oak Park, MI 48237
248-548-4750

School Bus Safety with Sammy Squirrel




This book belongs to

**My name is Sammy –
the School Bus Safety Squirrel.**



For lots of kids – the day begins and ends with a trip on a school bus. But remember, there are a lot of things that you can do to be safe when riding the bus.

Did you know that school bus transportation is super safe? In fact, buses are safer than cars!



Let's start before you even get on the bus.

- **Have a safe place to wait for your bus, away from traffic and the street.**
- **Stay away from the bus until it comes to a complete stop and the driver signals you to enter.**
- **Use the handrail when you enter the bus.**





**When you get on
the bus, quickly
find a seat and
sit down.**

Never put your head, arms or hands out of the window. That's just plain dangerous!



Being a kid means that you love to run around, make noise and have fun. But NOT on the school bus. Save it for the playground.




Remember to be QUIET! Loud talking, noise or roughhousing can distract the bus driver.

While you're on the bus, keep the aisles clear.



Books or bags and lunch boxes are tripping hazards and can block the way in an emergency. Before you reach your stop, get ready to leave by getting your books and stuff together.

When you get to school, wait for the bus to stop completely before getting up from your seat. When you exit the bus, walk ten giant steps away from the bus. Keep a safe distance between you and the bus.



Also, remember that the bus driver can see you best when you are back away from the bus.

Be aware of the street traffic around you.







Take it from me, Sammy the School Bus Safety Squirrel – obey all the rules for a great, safe bus ride to and from school.

A-MAZING!

Help Sammy find his way from the school bus to the classroom.





**THE WORDS FELL OUT
OF THE BACKPACK AND
GOT ALL MIXED UP.**

Can you unscramble them?

HINT: The word begins with the letter in black

1. **t**esas _____
2. **v**irred _____
3. **t**afyse _____
4. **c**fifatr _____
5. **u**bsse _____
6. **o**locsh _____
7. **r**tstee _____
8. **n**ridhala _____

FILL IN FUN

Fill in the missing word.



1. Take your _____ when you get on the bus.
2. Keep books and backpacks out of the _____.
3. Don't make loud _____ on the bus.
4. Wait for the bus in a _____ place.
5. Don't put your arms out the _____!

WHAT'S THE DIFFERENCE?

Sammy is waiting for the school bus.
Can you find what's different?



Time to Laugh!

Some of Sammy's favorite animal jokes

1. What did one toad say to the other?
2. What is black and white and red all over?
3. What did the snake say to her child?
4. What do you call an arctic cow?
5. What do you get if a sheep walks under a cloud?
6. What happened when the dog went to the flea circus?
7. Why did the mean chicken cross the road?
8. Why did the squirrel throw the clock out the window?
9. What happened when the lion ate the comedian?



ANSWERS:

1. Warts now! 2. A sunburned penguin. 3. Stop crying and wipe your nose. 4. An eskimoo. 5. A sheep that's under the weather. 6. He stole the show! 7. For some foul purpose. 8. Because he wanted to see that fly. 9. He felt funny!

School Bus Safety with Sammy Squirrel

*I promise to follow all the
rules that Sammy taught me
about school bus safety.*

Sign your name here



Conforms to ASTM D-4236
Intended for ages 3 years & up
<http://www.gpa.org>
LIT #090909
Printed in the USA.